


# Welcome!



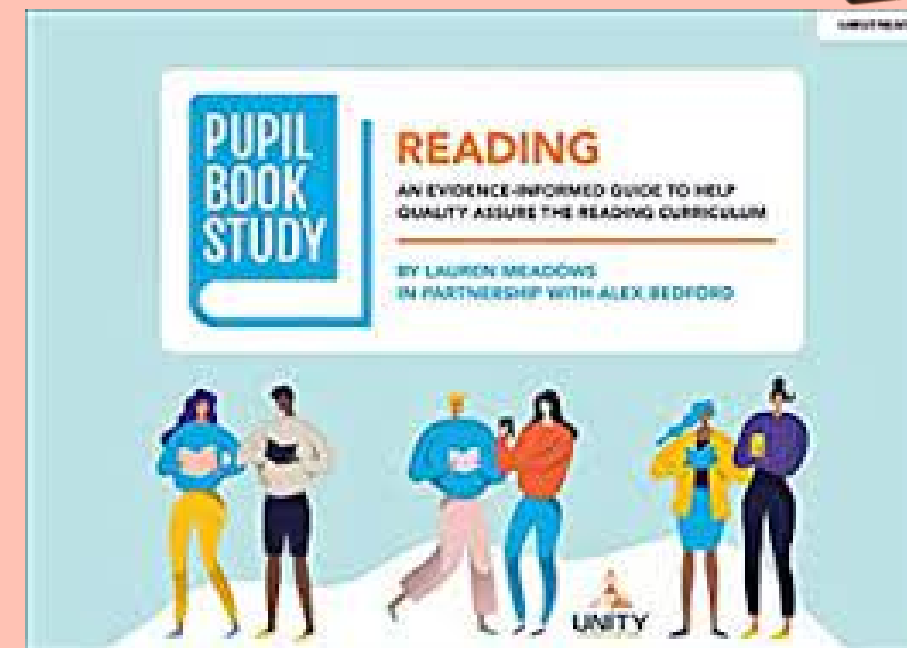
FOR PARENTS WITH  
CHILDREN IN NURSERY,  
RECEPTION OR YEAR 1!



**RICHARD HILL'S  
PHONICS  
WORKSHOP**  
TUESDAY 24TH SEPTEMBER  
AT 9AM!




CLICK ON THE QR CODE TO  
FIND HOW WE TEACH  
READING AND WRITING FOR  
EACH SOUND USING LITTLE  
WANDLE!



We're teaching every  
child to read with  
Little Wandle Letters  
and Sounds Revised

A complete SSP validated by  
the Department for Education





# Our Reading Promise

- Through systematic synthetic phonics
- Through a high quality reading scheme
- Through daily reading lessons
- Through books in every area of the curriculum.
- Through quick intervention when someone is falling behind
- Through robust assessment of reading
- Through effective monitoring
- Through high quality CPD for all staff





# We make the promise to read for pleasure every day.



What genres do you love? What authors are your favourite? What makes a book amazing? We are going to share our favourite books to help you decide what you like!





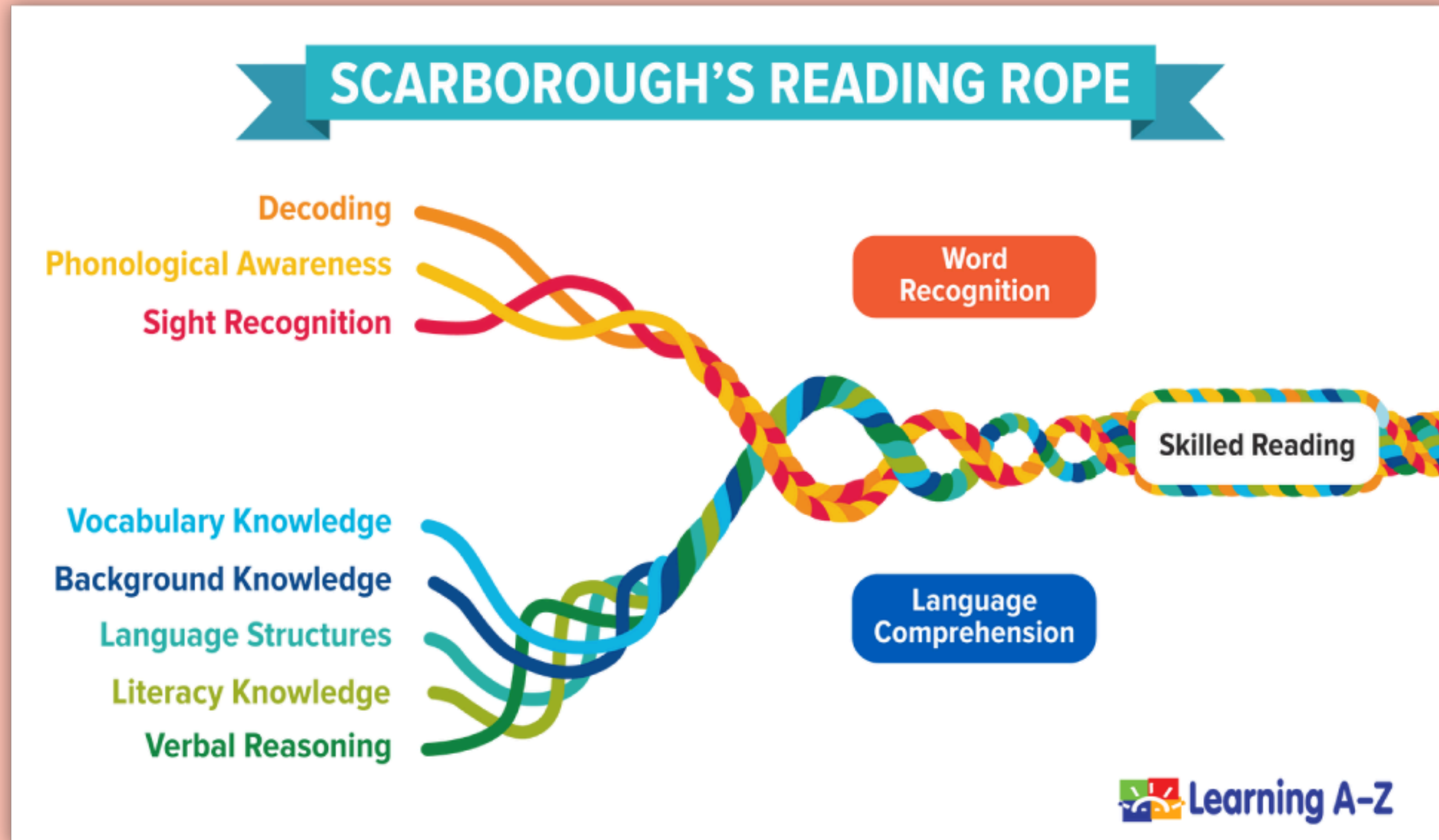
We promise to work with parents so that reading doesn't only happen at school.

Reading shouldn't stop when you leave school each day. So whether it's understanding how to say the sounds in phonics, going to the library, choosing a book as a treat instead of a toy because they are just amazing!





# We promise to teach all the elements of word recognition and language comprehension





# We promise to use a range of high quality texts.

Our comprehensive CUSP Literature Spine allows for all children from Foundation to Year 6 to access a range of genres and authors.

We plan opportunities for talk and exploration of ambitious vocabulary.





# Phonics!

Fluent, automatic,  
passionate readers





# Phonics!

We're teaching every child to read with Little Wandle Letters and Sounds Revised

A complete SSP validated by the Department for Education



**At Richard Hill, we use the scheme called “Little Wandle”.**

**This scheme has been validated by the DFE.**



# So what is Phonics?

We're teaching every  
child to read with  
Little Wandle Letters  
and Sounds Revised  
A complete SSP validated by  
the Department for Education



Phonics is not reading alone.  
Phonics involves matching the sounds of  
spoken English with individual letters or  
groups of letters. For example, the sound  
k can be spelled as c, k, ck or ch.

We're teaching every  
child to read with  
Little Wandle Letters  
and Sounds Revised  
A complete SSP validated by  
the Department for Education



# Why are “pure sounds” important?

Pure sound in phonics, is the pronunciation of each letter sound clearly and distinctly without adding additional sounds to the end. For instance, the /f/ sound is pronounced as 'f' and not 'fuh'. An understanding of pure sounds will help children to blend and segment words.

# What is “blending”?



# What are “tricky words”?

We're teaching every child to read with Little Wandle Letters and Sounds Revised  
A complete SSP validated by the Department for Education



Words that are commonly used in English, but they have complex spelling patterns which make them difficult to read and write.

For example, said, of and was.



# The children's Phonics Journey at Richard Hill!



**Nursery - Phase 1:** phonological awareness and oral blending

**Reception - Teach phases 2, 3 & 4:** learning, blending and segmenting new graphemes (including digraphs & trigraphs)

**Year 1 - Review phase 3 & teach Phase 5:** learning, blending and segmenting new graphemes (including alternative sounds)

**Year 2 - Review phase 5 & teach Bridge to Spelling :** Review Phase 5 sounds and learn spelling patterns inline with KS1 National Curriculum





**Reading after Phonics -** Phonics is still used as a strategy throughout school and adult life!

If a child needs extra intervention, the phonics lead will assess the child and provide support.

# What does a lesson look like?

## Weekly grid Reception Phase 2

## Autumn 1 week 5

Lesson focus	Revisit and review	Teach and practise							Practise and apply	
	GPCs	Pronunciation phrase	Initial/end sounds: What's in the box?	New GPC and mnemonic	Formation phrase	Oral blending	Teacher-led blending words Independent reading	Tricky words	Spelling	Oral blending game
h helicopter	st p d g o c k ck u e r	Open your mouth and breathe out sharply <b>h h h</b>	hat hammer house helicopter	h helicopter 	Down, up and over the helicopter.	<b>Review:</b> r-a-n d-u-ck t-e-n <b>New:</b> h-a-t h-u-g h-o-t	ran duck ten red hat <b>Independent:</b> dog cup	<b>New:</b> <u>the</u> * <b>Review:</b> I is	dog	<b>Can you touch your ... ?</b> l-e-g ar-m h-ea-d ch-i-n f-oo-t
b bear	st p d g o c k ck u e r h	Put your lips together and say <b>b</b> as you open them <b>b b b</b>	ball bus bird bear	b bear 	Down bear's back, up and round its tummy.	<b>Review:</b> h-i-t s-a-d g-o-t <b>New:</b> b-i-g b-e-d r-u-b	hit sad got hug big <b>Independent:</b> ten pet	<b>New:</b> <u>the</u> * <b>Review:</b> I is	ten	<b>Blend from the box</b> l-o-ck n-e-ck g-l-ue e-gg
f flamingo	g o c k ck u e r h b	Open your lips a little, put your teeth on your bottom lip and push the air out to make the sound <b>ffff</b>	fish frog flower flamingo	f flamingo 	Down the flamingo to its foot and across its wings.	<b>Review:</b> b-i-g m-u-ck c-a-p <b>New:</b> f-a-t f-i-t f-i-n	big muck cap bat fit <b>Independent:</b> red get	<b>New:</b> <u>the</u> * <b>Review:</b> I is	red	<b>Can you do the actions?</b> r-ea-ch up high stand on one l-e-g m-ar-ch like the Grand Old Duke of York h-o-p
l lollipop	g o c k ck u e r h b f	Open your mouth a little, put your tongue up to the top of your mouth behind your teeth and press <b>lll lll</b>	leaf lips lemon lollipop	l lollipop 	Down the lollipop stick.	<b>Review:</b> f-a-t r-u-b h-o-t <b>New:</b> l-o-g l-u-ck l-i-p	fat rub hot pick log <b>Independent:</b> mum nod	<b>New:</b> <u>the</u> * <b>Review:</b> I is	mum	<b>What's that noise?</b> What sound does: a s-n-ai-k (snake) make? a f-r-o-g make? a d-u-ck make? a c-a-t make?
Review	g o c k ck u r h b f l	<b>Graphemes to display:</b> h b f l		<b>Match initial sound of object to grapheme:</b> hammer house ball bear frog flamingo lollipop lemon		<b>Review:</b> h-u-g b-i-g f-a-t l-u-ck	hug big fat luck bed <b>Independent:</b> duck kid <b>Play Change it:</b> cat can man map mop hop hot hat cat	<b>Review:</b> the I is	kid	<b>Blend from the box</b> h-a-t b-u-s f-i-sh l-ea-f



Reading practice sessions with wordless/decodable books three times a week

# Phonics Screening Year 1

The phonics screening check is an informal test that year 1 pupils in state-funded schools in the UK must undertake. It is part of their education in phonics, which is a method through which children are taught how to read and write, and it tests them on their ability to read and decode a series of words.

The test is a statutory assessment.


twig

flick

vest

horns

vair




cloat



tirt



whike



# How do we support children who are struggling their phonics?

We're teaching every child to read with Little Wandle Letters and Sounds Revised

A complete SSP validated by the Department for Education



A rapid catch up programme.  
Assessment every 3-6 weeks.

Reading practice sessions 3  
times a week (1:1 if needed)



[View basket](#)

[Log out](#)

[My Letters and Sounds](#) ▾ [For parents](#) [FAQs](#) [Everybody read!](#) [My account](#) [Search](#) [Shop](#) [Blog](#) [Contact us](#)

## For parents



The resources on this page will help you support your child with saying their sounds and writing their letters. There are also some useful videos so you can see how they are taught at school and feel confident about supporting their reading at home. Find our full Reception and Year 1 teaching programme overview [here](#) to see what your child will learn and when.

**Note:** Member schools wanting to share content with parents should share the link to this page. While some of the same content appears in the Engaging parents section in the logged in area of the website, the content on the Engaging parents page can only be viewed by members.



[Need help?](#)

[Support for phonics](#)

[How we teach](#)

[Books coming home](#)

# Books coming home...

## Pink Sticker Books

Read at school and at home

Decodable/levelled Books

Reading Scheme F- 6

Mostly Big Cat Books

Teachers choose and change

## Green Sticker Books

Home Readers

Children can choose and change as often as they like

Mix of books for all abilities in the selection

(not at a decodable level so adult support may be needed)

# Richard Hill Diversity Scheme

These books have  
yellow stickers and  
shouldn't be coming  
home!





Please feel free to come and speak your child's teacher, Mrs McVeigh or Mrs Applebee if you have any further questions.